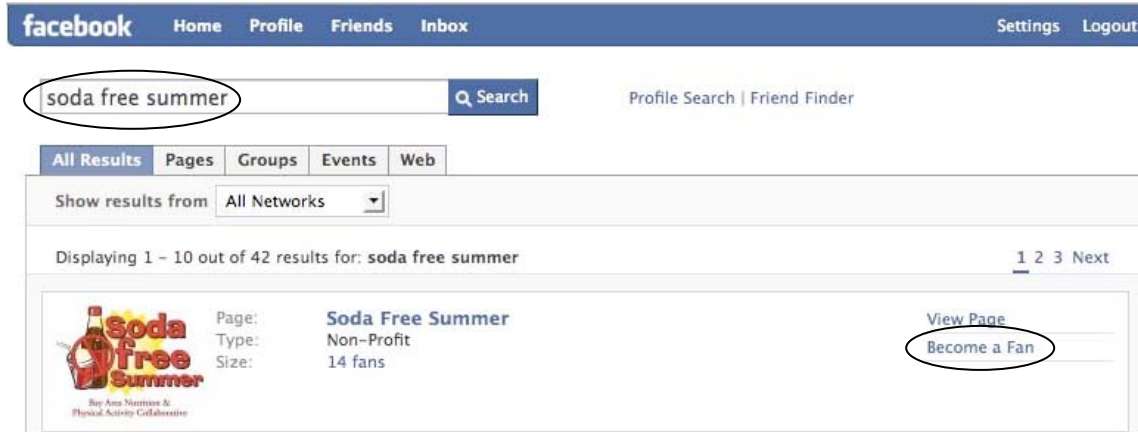




Help promote Soda Free Summer on Facebook: Become a fan today!

It's easy to become a fan of Soda Free Summer. Follow these three simple steps:

1. Go to www.facebook.com and log in to your Facebook account
2. Search for "Soda Free Summer"
3. Click on "Become a Fan"



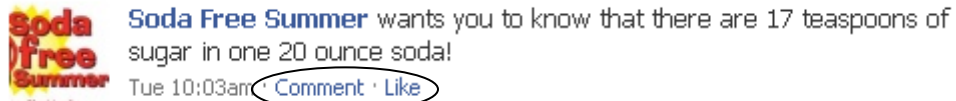
Now that you're a fan, you can help to promote Soda Free Summer to your Facebook Network by taking actions that will appear in your news feed, suggesting to your friends or by sharing the page.

News Feeds

When you become a fan, a story will be published in your Mini Feed and may be published in your friends' News Feeds.

The News Feed is the first thing users see on their home page when they log in to their accounts. News Feed drives the viral spread of information on Facebook through networks of friends. It can cause a snowball effect – as Soda Free Summer becomes more popular, more people hear about their friends doing it through News Feed, and then do it themselves. This in turn causes even more people to hear about Soda Free Summer through News Feed, and so on. This can result in literally hundreds of thousands of people hearing about Soda Free Summer in just a matter of days. *Harnessing the power of News Feed is crucial to accruing a high number of supporters and spreading our message to the most people on Facebook.*

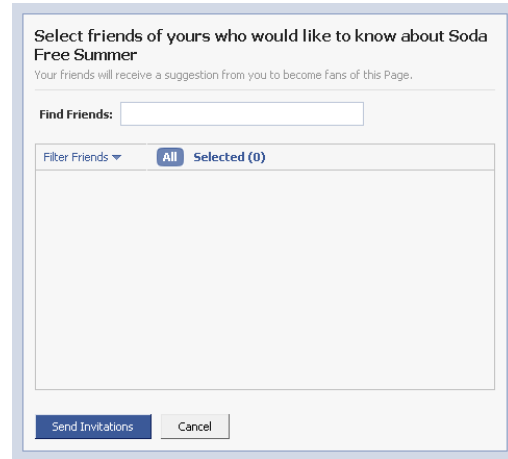

Help promote Soda Free Summer by **commenting** on our wall, status updates, **posting content**, photos, links to interesting articles or websites that are related to Soda Free Summer, or "**liking**" a status or wall post.



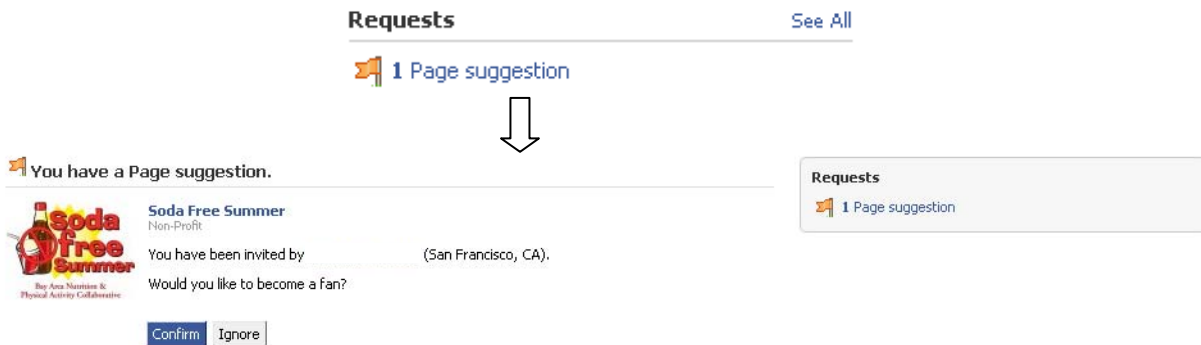
Pages will receive News Feed distribution for various actions fans take on the Pages. Users will see these stories and can click through to the Soda Free Summer Page and can then become of fan.

Suggest to Friends

One of the simplest things you can do to promote Soda Free Summer on Facebook is to "Suggest to Friends". Once you become a fan, under the Soda Free Summer logo on the left corner of the page, there is a "Suggest to Friends" link. When you click on that link, the window below will appear:



Type in the names of your friends or scroll through the list and click on their profiles. Don't forget to click "Send Invitations" and they will receive a Page Suggestion on their home page that looks like this:



Share

Use the "Share" button on the bottom left hand corner of the Soda Free Summer Page to share the Page with your friends. By posting to your profile, Soda Free Summer ends up on your Wall and in your News Feed, reaching your entire Facebook Network. Alternatively, you could send a message to select friends.



Thanks for helping to promote Soda Free Summer on Facebook!

** As a fan, you can choose to stop receiving updates from Soda Free Summer at any time by clicking on the "Opt Out" link found underneath each Update. Or, you can click on the "Edit Updates Settings" link found in the bottom, right corner of the "Updates" tab in your Inbox.

Follow Soda Free Summer on Twitter: www.twitter.com/sodafreesummer